

Key Statistics

Lewes District (member)

03/01/2021 31/03/2021



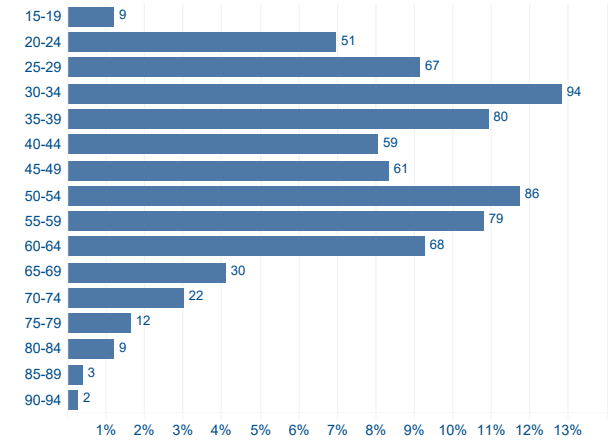
Summary

| | |
|---------------------------------|--------------|
| Clients | 878 |
| Quick client contacts | 56 |
| Issues | 2,663 |
| Activities | 2,801 |
| Cases | 854 |
| Outcomes | |
| Income gain | £253,008 |
| Re-imbursments, services, loans | £1,674 |
| Debts written off | £1,074 |
| Repayments rescheduled | £0 |
| Other | £100 |

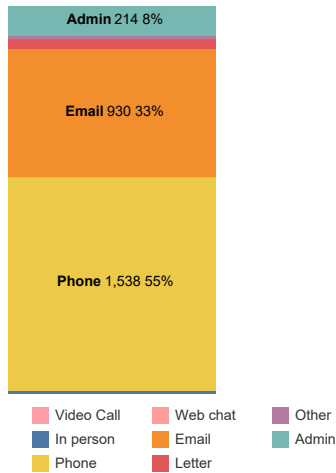
Issues

| Issues | Clients |
|---------------------------------|--------------|
| Benefits & tax credits | 250 |
| Benefits Universal Credit | 206 |
| Consumer goods & services | 51 |
| Debt | 104 |
| Discrimination & Hate & GVA | 20 |
| Education | 7 |
| Employment | 87 |
| Financial services & capability | 35 |
| Health & community care | 21 |
| Housing | 163 |
| Immigration & asylum | 21 |
| Legal | 48 |
| Other | 105 |
| Relationships & family | 75 |
| Tax | 9 |
| Travel & transport | 13 |
| Utilities & communications | 104 |
| Grand Total | 2,663 |

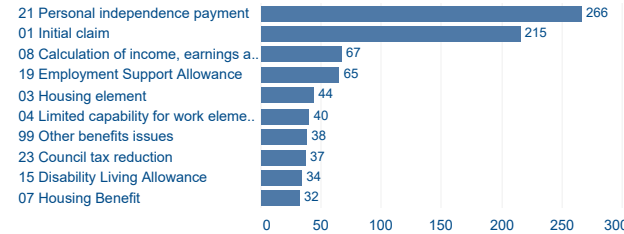
Age



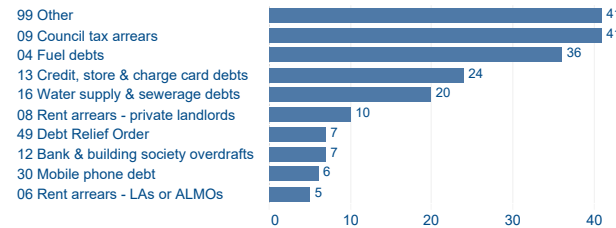
Channel



Top benefit issues



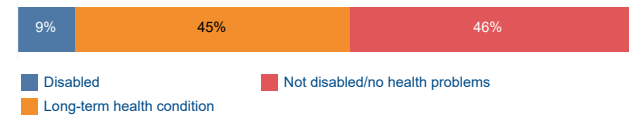
Top debt issues



Gender



Disability / Long-term health



Ethnicity

