

Key Statistics

Lewes District (member)

2017-18
Q1
Q2
Q3
Q4



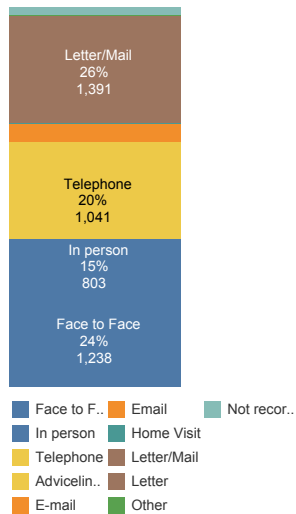
Summary

Clients	3,044
Quick client contacts	813
Issues	9,295
Activities	8,982
Cases	3,697

Outcomes

Income gain	£913,635
Re-imbursments, services, loans	£8,206
Debts written off	£240,863
Repayments rescheduled	£64,862

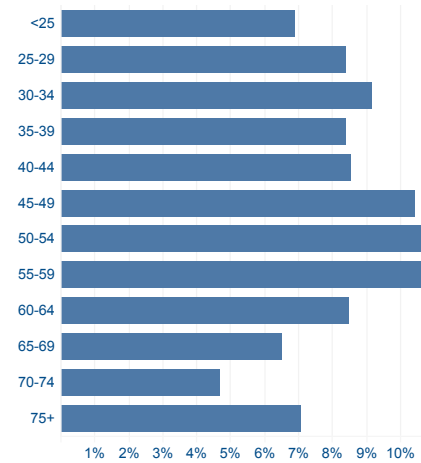
Channel (client & third party)



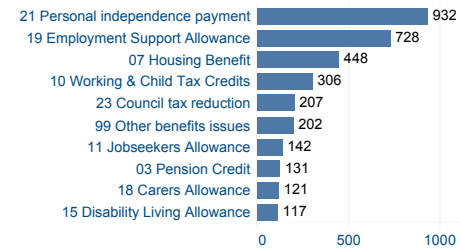
Issues

Issues	Issues	Clients
Benefits & tax credits	3,883	1,300
Benefits Universal Credit	104	75
Consumer goods & services	338	192
Debt	1,276	519
Discrimination	84	61
Education	34	27
Employment	570	337
Financial services & capability	166	106
Health & community care	172	110
Housing	865	506
Immigration & asylum	70	51
Legal	415	262
Other	235	106
Relationships & family	653	398
Tax	102	63
Travel & transport	127	80
Utilities & communications	201	91
Grand Total	9,295	


Age



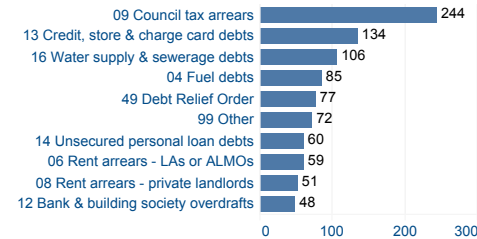
Top benefit issues



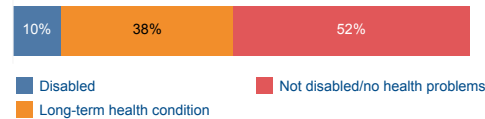
Gender



Top debt issues



Disability / Long-term health



Ethnicity

