

Key Statistics

Lewes District (member)

2017-18 Q3



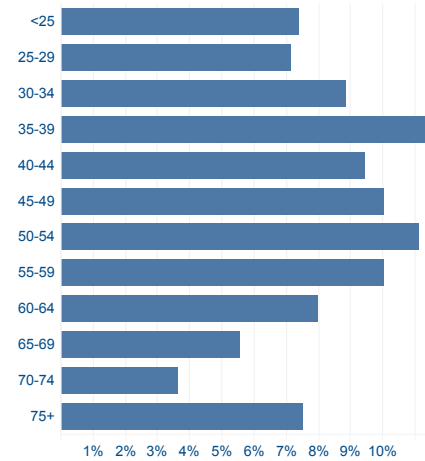
Summary

Clients	846
Quick client contacts	206
Issues	2,068
Activities	1,867
Cases	869
<hr/>	
Outcomes	
<hr/>	
Income gain	£161,100


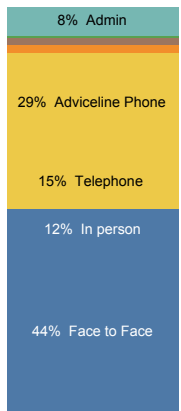
Issues

	Issues	Clients
Benefits & tax credits	848	357
Benefits Universal Credit	40	32
Consumer goods & services	99	56
Debt	246	121
Discrimination	21	15
Education	9	8
Employment	143	88
Financial services & capability	31	21
Health & community care	36	24
Housing	194	124
Immigration & asylum	15	12
Legal	92	61
Other	65	29
Relationships & family	122	89
Tax	30	15
Travel & transport	24	16
Utilities & communications	53	22
Grand Total	2,068	

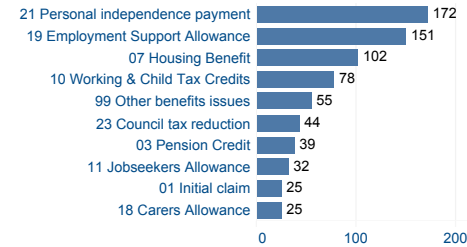
Age



Channel



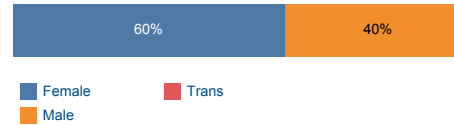
Top benefit issues



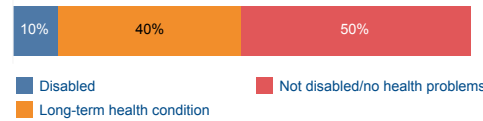
Top debt issues



Gender



Disability / Long-term health



Ethnicity

