

# Key Statistics

Lewes District (member)

01/07/2018 30/09/2018



## Summary

**Client Total** 1071 **Comprising of**  
**Dealt with promptly** 173  
**Detailed Casework** 898

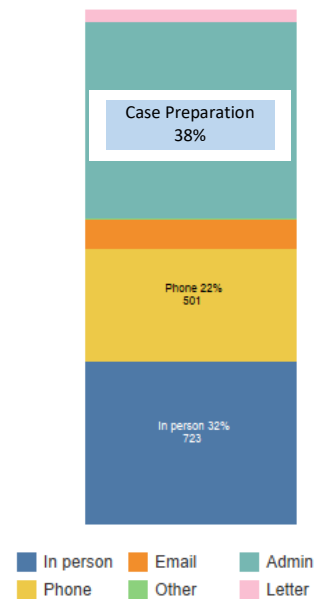
**Issues** 2,528

**Activities** 2,283

## Outcomes

Income gain	£173,413
Re-imbursments, services, loans	£500
Debts written off	£150,600
Repayments rescheduled	£8,392

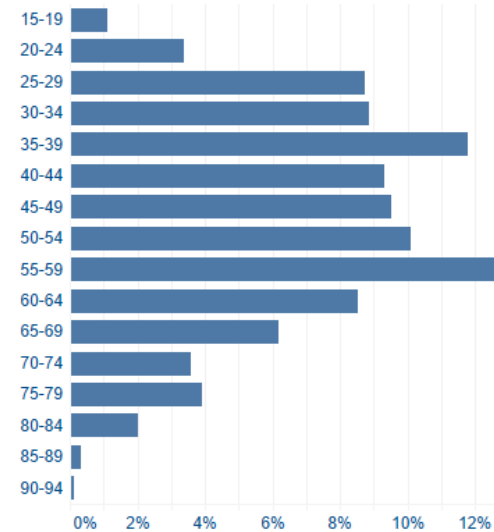
## Channel



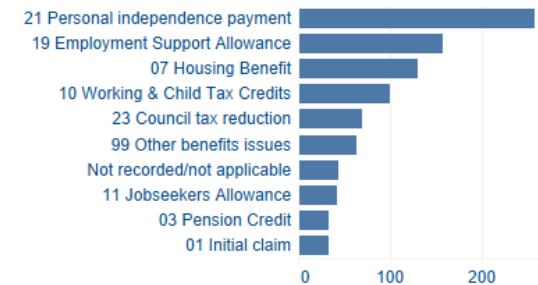
## Issues

Issues	Issues	Clients
Benefits & tax credits	1,006	369
Benefits Universal Credit	59	44
Consumer goods & services	69	39
Debt	400	135
Discrimination	26	17
Education	11	6
Employment	167	95
Financial services & capability	46	27
Health & community care	65	33
Housing	244	128
Immigration & asylum	17	10
Legal	91	59
Other	47	27
Relationships & family	185	98
Tax	30	23
Travel & transport	29	19
Utilities & communications	36	18
<b>Grand Total</b>	<b>2,528</b>	

## Age



## Top benefit issues



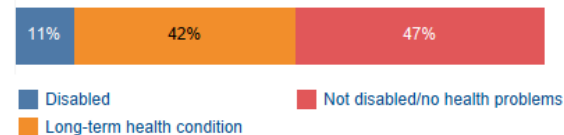
## Top debt issues



## Gender



## Disability / Long-term health



## Ethnicity

