

Key Statistics

Lewes District (member)

2018-19 Q1



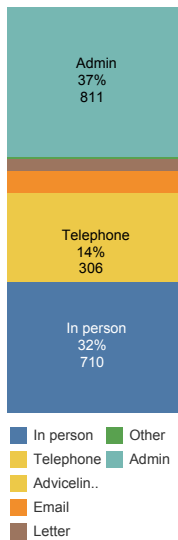
Summary

Clients	899
Quick client contacts	98
Issues	2,236
Activities	2,200
Cases	771

Outcomes

Income gain	£200,634
Re-imbursments, services, loans	£1,956
Debts written off	£600

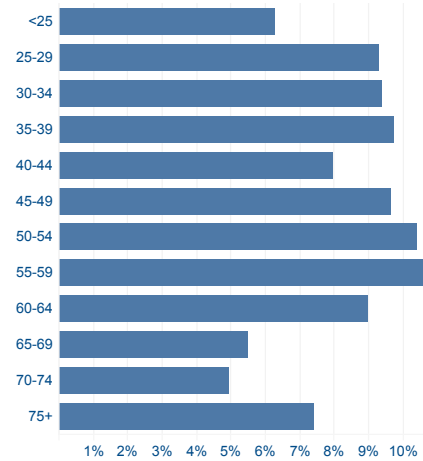
Channel



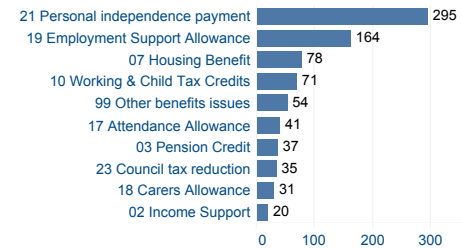
Issues

Issues	Issues	Clients
Benefits & tax credits	924	336
Benefits Universal Credit	53	30
Consumer goods & services	49	28
Debt	387	116
Discrimination	11	9
Education	4	4
Employment	126	68
Financial services & capability	26	19
Health & community care	38	23
Housing	202	129
Immigration & asylum	28	16
Legal	83	58
Other	43	32
Relationships & family	197	111
Tax	31	21
Travel & transport	15	12
Utilities & communications	19	10
Grand Total	2,236	


Age



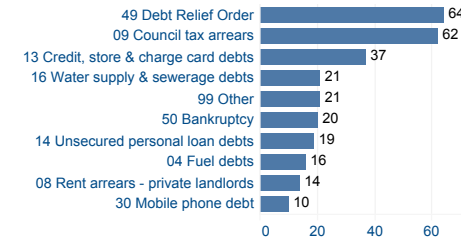
Top benefit issues



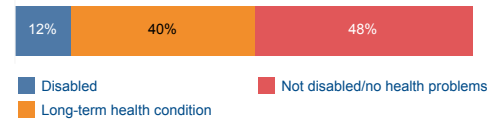
Gender



Top debt issues



Disability / Long-term health



Ethnicity

