

Key Statistics

Lewes District (member)

01/07/2019 30/09/2019



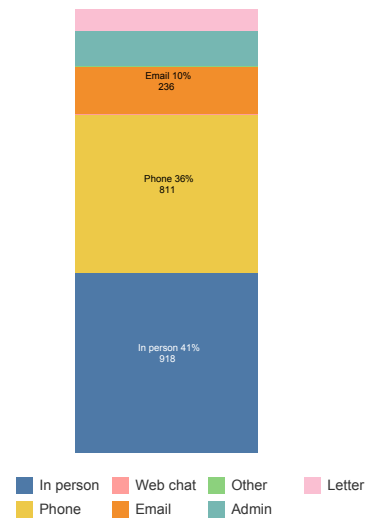
Summary

Clients	1,001
Quick client contacts	165
Issues	2,583
Activities	2,260

Outcomes

Income gain	£260,655
Re-imbursments, services, loans	£357
Debts written off	£1,066
Repayments rescheduled	£84,230

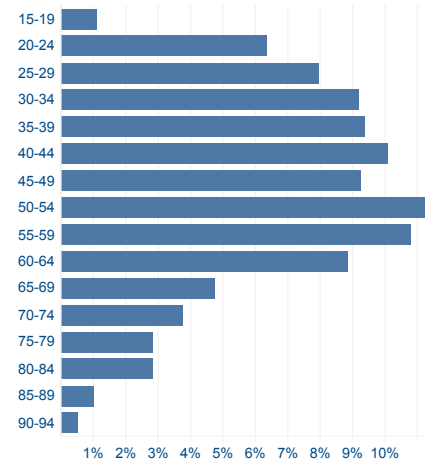
Channel



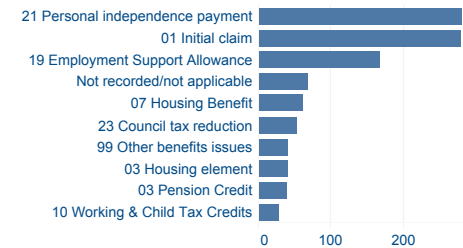
Issues

Issues	Issues	Clients
Benefits & tax credits	834	324
Benefits Universal Credit	403	163
Consumer goods & services	111	57
Debt	259	132
Discrimination & Hate & GVA	19	15
Education	9	7
Employment	144	70
Financial services & capability	56	38
Health & community care	36	22
Housing	218	130
Immigration & asylum	29	19
Legal	110	61
Other	50	37
Relationships & family	185	99
Tax	28	17
Travel & transport	52	31
Utilities & communications	40	21
Grand Total	2,583	

Age



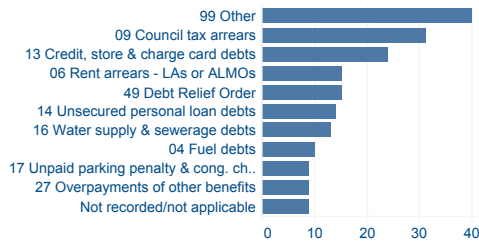
Top benefit issues



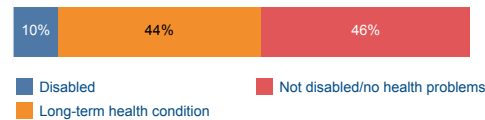
Gender



Top debt issues



Disability / Long-term health



Ethnicity

