

# Key Statistics

Lewes District (member)

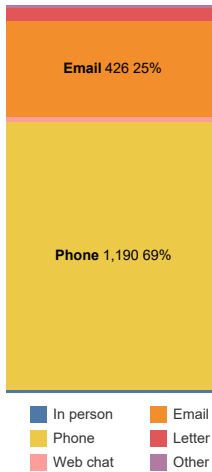
01/04/2020 30/06/2020



## Summary

<b>Clients</b>	<b>804</b>
<b>Quick client contacts</b>	<b>67</b>
<b>Issues</b>	<b>2,033</b>
<b>Activities</b>	<b>1,717</b>
<b>Cases</b>	<b>741</b>
<b>Outcomes</b>	
Income gain	£274,586
Debts written off	£25,972
Repayments rescheduled	£1,436
Other	£0

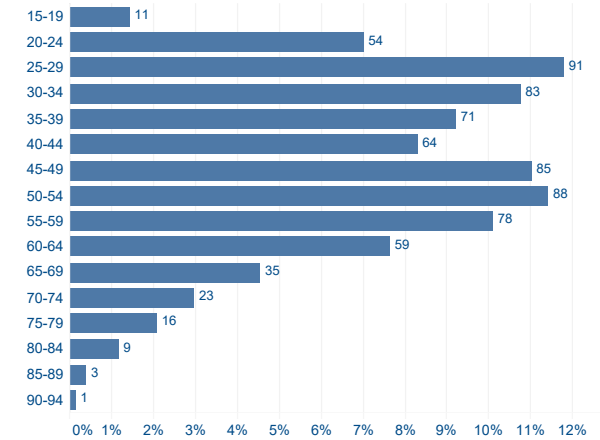
## Channel



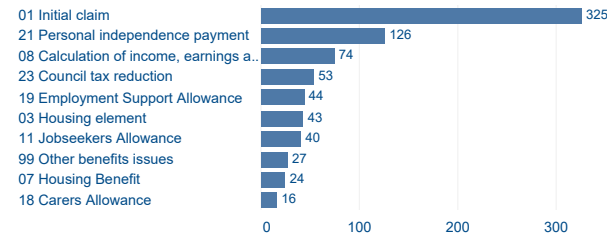
## Issues

Issues	Clients
Benefits & tax credits	192
Benefits Universal Credit	239
Consumer goods & services	37
Debt	60
Discrimination & Hate & GVA	24
Education	5
Employment	159
Financial services & capability	29
Health & community care	30
Housing	125
Immigration & asylum	19
Legal	55
Other	45
Relationships & family	71
Tax	9
Travel & transport	16
Utilities & communications	39
<b>Grand Total</b>	<b>2,033</b>

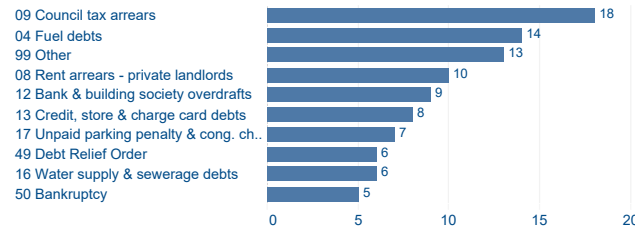
## Age



## Top benefit issues



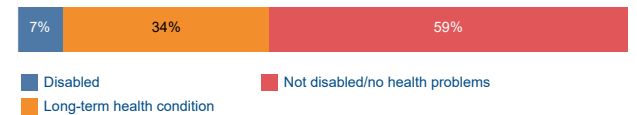
## Top debt issues



## Gender



## Disability / Long-term health



## Ethnicity

